

# 151



## Transporter/Multivan; ab Md. 2004


Oval side bar 90x45mm with rubber-dots; SWB 3000mm  
Flankenschutzrohr 90x45mm oval; kurzer Radstand 3000mm

Oval side bar 90x45mm with rubber-dots; LWB 3400mm  
Flankenschutzrohr 90x45mm oval; langer Radstand 3400mm



# ASSEMBLY INSTRUCTION

Montageanleitung • Instructions de montage  
Instrucciones de montaje • Manual



**60 Minuten**

### Artikel-Nr:

151 4150 Stainless Steel  
151 5150 black Steel

151 4151 Stainless Steel  
151 5151 black Steel  
151 9150 Assembly-kit

**Revision 1: 2.11.2011**



# 151



## Transporter/Multivan; ab Md. 2004

Oval side bar 90x45mm with rubber-dots; SWB 3000mm


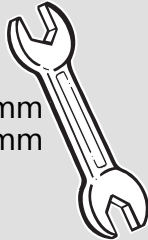
Flankenschutzrohr 90x45mm oval; kurzer Radstand 3000mm

Oval side bar 90x45mm with rubber-dots; LWB 3400mm

Flankenschutzrohr 90x45mm oval; langer Radstand 3400mm

### Required tools / Benötigte Werkzeuge / Outillage requis / Herramientas necesarias

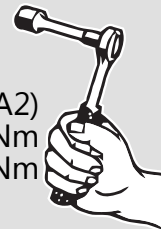
**SW:** 13 mm  
**SW:** 19 mm



**M8:** 21,4 Nm (A2)

**M8:** 25 Nm

**M12:** 87 Nm



### Parts list/Teileliste/Lista de accesorios

**1** 151 4150.1 R/151 4150.2 L [WB 3000mm]  
151 4151.1 R/151 4151.2 L [WB 3400mm]



### Assembly-kit / Montagesatz 151 9150

**2** 151 5152R/151 5153L **3** 151 5154R/151 5155L



**4** M8; 151 5358 **4x** **5** M12; 151 5356 **2x**



### Standard Parts list/Normteileliste

<b>a</b>		M8x25; DIN 933 A2	<b>4x</b>
<b>b</b>		M12x30; DIN 933	<b>2x</b>
<b>c</b>		M8; DIN 934	<b>4x</b>
<b>d</b>		M12; DIN 934	<b>4x</b>
<b>e</b>		ø8; DIN 127 A2	<b>4x</b>
<b>f</b>		ø8; DIN 127	<b>4x</b>
<b>g</b>		ø12; DIN 127	<b>4x</b>
<b>h</b>		ø8,4; DIN 9021 A2	<b>4x</b>
<b>i</b>		ø8,4; DIN 9021	<b>4x</b>
<b>k</b>		ø13; DIN 9021	<b>6x</b>

### Artikel-Nr:

151 4150 Stainless Steel  
151 5150 black Steel

151 4151 Stainless Steel  
151 5151 black Steel

151 9150 Assembly-kit

Revision 1: 2.11.2011

